



**adopt a**  
**BARANGAY**  
Projects

**COMMUNITY – BASED REHABILITATION PLAN  
& PROJECT STATUS REPORT**





*Leave your hand print in rebuilding Bogo City*

**Hon. Celestino E. Martinez Jr.**  
CITY MAYOR  
+63 917-705-2525

**Atty. Ahmad Clay C. Escalar**  
REHABILITATION CHAIRMAN  
+63 917-721-8387  
ace@cityofbogocebu.gov.ph

**Mr. Roger A. Toñazas**  
REHABILITATION VICE CHAIRMAN - INTERNAL  
+63 917-380-2399  
rodge1109@cityofbogocebu.gov.ph

**Ms. Jocelyn Tan**  
REHABILITATION VICE CHAIRMAN - EXTERNAL  
+63 929-222-8063  
jocelyntan@cityofbogocebu.gov.ph

## ADOPT A BARANGAY

# TABLE OF CONTENTS

<b>I. ADOPT A BARANGAY PHILOSOPHY.....</b>	<b>PAGE #</b>
1. Project Abstract (Infographics)	2
2. Project Abstract (Literature)	5
<b>II. RELOCATION PROGRAM .....</b>	<b>7</b>
1. Program Description	8
2. Program Components	9
a) Model House for Relocation Site	10
b) Bill of Material Estimate	13
3. Program Progress Status	14
<b>III. REPAIR PROGRAM .....</b>	<b>21</b>
1. Program Description	22
2. Program Components	22
3. Program Progress Status	23
<b>IV. REVITALIZATION PROGRAM .....</b>	<b>26</b>
1. Program Description	27
2. Program Components	27
3. Program Progress Status	28
<b>V. DAMAGE ASSESSMENT REPORT &amp; REHAB COST ESTIMATES.....</b>	<b>31</b>
1. Initial Statistical Damage Assessment Report	
a) Household	32
b) Government Infrastructures	33
2. Pictures of Yolanda Disaster	
a) Residential Houses	34
b) Infrastructures	35
c) Schools	37
3. Program Works for Infrastructure Repair	38
<b>VI. AD HOC OFFICE OF REHABILITATION.....</b>	<b>48</b>
<b>VII. HOW YOU CAN HELP .....</b>	<b>50</b>
<b>VIII. REPORT ON EDUCATION &amp; HEALTH CLUSTER .....</b>	<b>52</b>
1. EDUCATION: Inventory of Damaged Classroom	39
2. HEALTH: Summary of Health Stations Damage	40
<b>IX. MISCELLANEOUS .....</b>	<b>55</b>
1. Bogo Demographics	56
2. Maps of Bogo	57

Prepared By:

**Rehabilitation Ad Hoc Office**

Approved By:

**Hon. Celestino E. Martinez Jr.**  
CITY MAYOR



## C H A P T E R I

# ADOPT A BARANGAY PHILOSOPHY

The City of Bogo is presently in the State of Calamity. Super Typhoon Yolanda devastated residential houses, school buildings, health centers, public buildings and livelihood, leaving the communities in every barangay affected thereby.

ABP is a community-based rehabilitation plan designed to directly address the rehabilitation needs of communities in the barangay. This plan is drawn out from the bayanihan spirit, in that, private and public sectors work together on projects implemented in an adopted Barangay.



# THE PROJECT ABSTRACT

## (Infographics)

cityofbogocebu.gov.ph presents



# ADOPT A BARANGAY PROJECT?



**Adopt a Barangay** is a two-year Community Rebuilding Plan created to address the local government's limited resources in rebuilding the houses of its constituents with the total estimated damage cost of **P295,612,589.00** as of the initial damage assessment.

**INITIAL ASSESSMENT:**  
4,000 households need to be relocated + 8,000 houses need to be rebuilt on site + 8,000 houses to be repaired

**18,000 DAMAGED HOUSES**

Community-based Rehabilitation Projects envisioned to directly address the rehabilitation need of the communities in every barangay and designed to be promptly felt by them.



## Its Mechanism





## Program Execution

**Relocate**



**Repair**

**Revitalize**



*Leave your handprint in rebuilding Bay City*

# THE PROJECT ABSTRACT (Literature)

## ADOPT A BARANGAY TAMBAYAYONG SA PAGBANGON

### PROJECT RATIONALE

In response to Yolanda Disaster, the City has moved a step forward on the MACRO level of rehabilitation. In that, its basic economic and social service facilities are now getting up and running. However, the City Government has a limited rehabilitation budget amounting to only PHP 16 million pesos to address an estimated total damage worth of PHP 700 million. Thus, the City's sheer insufficiency of rehabilitation funds makes it impossible to address the rebuilding of houses of its constituents with initial damage assessment amounting to PHP 295,612,589.00. Initial damage assessment blots a figure of 18,000 damaged houses: 4,000 needed to be relocated, 6,000 needed to be rebuilt on site, 8,000 needed to be repaired on site.

To address this problem, the City Government comes up with a two-year COMMUNITY REBUILDING PLAN dubbed as **ADOPT A BARANGAY PROJECT**.

### THE PROJECT MECHANISM ABP OFFICE

IT Office, New City Hall

### ONE STOP SHOP FOR PROJECT COORDINATION

The City Government headed by the Office of the Mayor, through its coordinating and managing arm, the Office of the Executive Assistant IV, maintains a "ONE STOP OFFICE" that serves the helping NGOs with the following: data dissemination; documents, licenses, and permits processing; as well as with project implementation, coordination, support and supervision.

### THE COORDINATION PROCESS

The Helping NGOs coordinate with the City, through the Office of the City Executive Assistant IV Atty. Ahmad Clay Escolar, for data gathering and project/program/aid assessment. In this coordination stage, the NGO and the City develop a work plan containing the following details, as follows:

1. Earmarking of communities/sectors/families to be given aid;
2. Type of aid to be given, quantitative projection of aid and duration of implementation of aid;
3. Barangay support needed by the aiding NGO;
4. If necessary, documentary and processing support from the City, Barangays and NGOs;
5. Project implementation Plan and Tasking;
6. Execution.



*Leave your handprint in rebuilding Bay City*

## **ABP REHABILITATION PROGRAMS**

### **3 R**

### **RELOCATE | REPAIR | REVITALIZE**

#### **RELOCATE**

##### **RELOCATE**

**TYPE OF AID: THE RELOCATION HOUSES:** The City plans to build 4,000 socialized housing units to relocate 4,000 families within the period of one year. And within the period of 2 years, the City shall improve the relocation projects to the best living conditions attainable.

**TARGETED BENEFICIARIES:** All indigent families who are residing in (1) danger zones and public easements; and (2) the private lands of another

##### **REBUILD ON SITE**

##### **TYPE OF AID: 30K WORTH OF HOUSE**

**TARGETED BENEFICIARIES:** Indigents families whose houses were totally destroyed and whose owners of said houses also own or have a valid claim over the land where their houses used to stand.

#### **REPAIR**

**TYPE OF AID:** Materials to be used for repair

**TARGETED BENEFICIARIES:** Indigents whose houses were damaged but can be liveable once repaired.

#### **REVITALIZE**

(Livelihood programs)

**TYPE OF AID:** Livelihood Programs

Targeted Beneficiaries: (1) indigents (preferred)

(2) Jobless

#### **THE TRIPARTITE RELATIONS AND SUPPORT ARRANGEMENTS**

During project implementation, the ABP advocates for tripartite participation. The City encourages a situation wherein paid skilled labor should come from the locality or proximately nearby the community being helped upon by the aiding NGO. All throughout the project implementation process, the City closely coordinates with the aiding NGOs, the Barangay and community/sector adopted for any technical support on logistics, human resource, and others.

Because ABP draws inspiration from the Bayanihan tradition of the Filipinos, all the parties in this project are encouraged to give the best of their respective abilities and within the confine of their respective limitations.



## C H A P T E R 2

# RELOCATION PROJECT

Indigent families living in coastal areas (50-meter no build zone) were the most affected and the most who need help in terms of humane shelters. Relocation/Resettlement Housing Projects are the answers for these families. With all sectors working hand in hand, more strong homes and progressive families will soon rise in this city.



## Project Description

There are 4,000 households needed to be relocated. With the ABP Relocation Project, the City aspires that within a year, all of these households will be relocated. Presently, the City of Bogo has identified at least four (4) lots as relocation sites:

One hectare in Barangay La Paz	Owned by the City
Three hectares in Barangay Malingin	Owned by the City
One hectare in Barangay Cayang	Donated by the heirs of the late Jose and Luisa Martinez
One hectare in Barangay Polambato	Donated by the heirs of the late CJ Marcelo Fernan

The City is still negotiating for more land as resettlement sites in the following barangays:

Two hectares in Brgy. Libertad	In the Process of procurement
Two hectares in Brgy. Guadalupe	In the Process of procurement

On the aforementioned areas will rise about 1,200 relocation housing units. Three of these housing projects are initiated by the City government with 10 housing units as initial houses to be built. In the process, of project implementation, the City campaigns for the support from the National Government, NGOs, and different sectors of the society on the following:

- Funding
- Coordination and
- Project Implementation

### **The Housing Project Continuity Plan**

Each lot consisting of 50 sq. meter shall be payable for the amount of PHP 50,000 within the period of 20 years with amortization holiday of two years from the date of acquisition, with amortization grace periods provided for by law.

The funds raised from the amortization paid by the beneficiaries shall be held by the City as trust fund, this is earmarked for more socialized/relocation housing projects and development and/or maintenance of socialized/relocation housing projects. This scheme will continue until all affected households and all homeless in the City shall have availed of the said housing projects.

### **ENTIRELY FREE HOME FOR THE HOMELESS SCHEME**

Housing units of other Resettlement Housing Developments funded and initiated by NGOs and other private personalities may be given to their indigent beneficiaries for free. This is under the presupposition that the City does not contribute a land or housing materials to the projects. Nonetheless, the city shall maintain all other forms of support to these NGOs providing for these kinds of relocation housing projects schemes.

## Project Components

The relocation housing development has five (5) divisible yet complimentary components which the aiding NGOs may commit to provide or help with. The components are as follows:



NGOs / Private Sectors may undertake to work on or fund a particular component of the project.



## Model Relocation Housing Unit



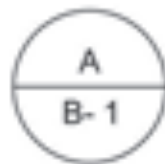
P E R S P E C T I V E



A  
A-1

### FLOOR PLAN

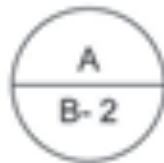
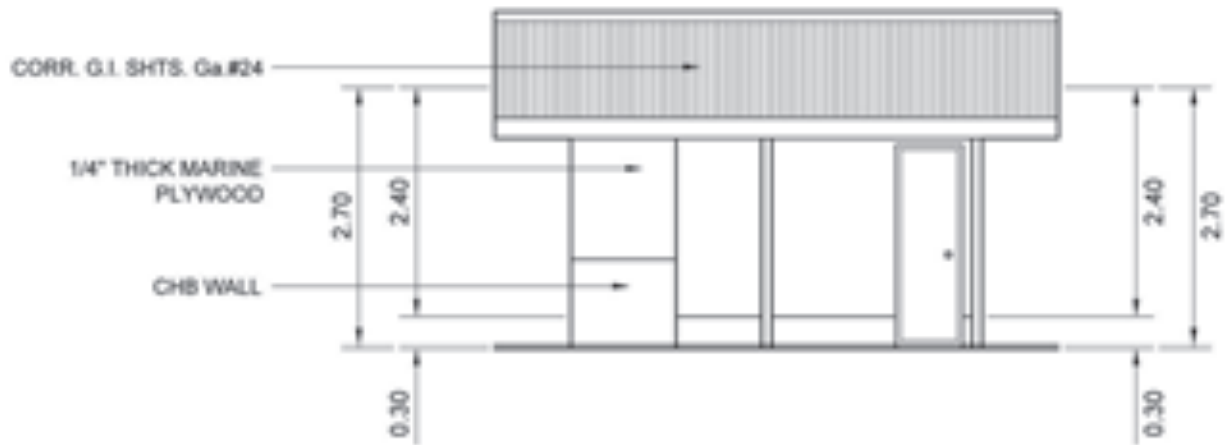
SCALE 1:80 M



## FRONT ELEVATION

SCALE

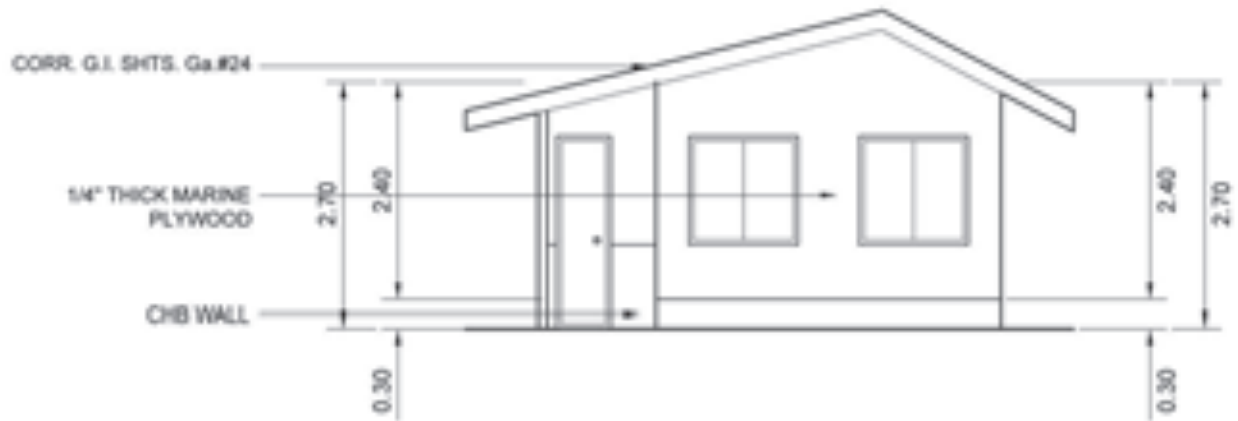
1:100 M



## REAR ELEVATION

SCALE

1:100 M




**A** LEFT SIDE ELEVATION  
C-1 SCALE 1:100 M



**A** RIGHT SIDE ELEVATION  
C-2 SCALE 1:100 M

## Bill of Material Estimate

 REPUBLIC OF THE PHILIPPINES PROVINCE OF CEBU CITY OF CEBU				
Location		Bilas, Lapaz, Cebu City		
BOP				
Date				
Construction of one (1) Units Res. Building (12'x14')				
Qty.	Unit	Particulars	Unit Cost	Amount
<b>Concrete Works</b>				
30	bags	Cement	195.00	5,850.00
3	cum	Sand	1,100.00	3,300.00
1	cum	Gravel	1,000.00	1,000.00
200	pcs	4" CHB	10.00	2,000.00
31	pcs	8 mm Dia. Def. Bar	45.00	1,395.00
3	lbs	#16 Tie Wire	63.00	189.00
				<b>13,734.00</b>
<b>Woodworks</b>				
8	pcs	2x3x12 Coco Lumber	147.00	1,176.00
10	pcs	2x3x14 Coco Lumber	126.00	1,260.00
14	pcs	2x2x8 Coco Lumber	57.00	798.00
18	pcs	2x2x10 Coco lumber	70.00	1,260.00
6	pcs	3x3x10 Coco Lumber	159.00	954.00
6	pcs	3x3x10 Coco Lumber	159.00	954.00
18	shfs	Maine plywood 1/4	295.00	5,310.00
3	pairs	Hinges 3x3	45.00	135.00
5	lbs	4" cwn	52.00	260.00
2	lbs	2 1/2" cwn	57.00	114.00
1	lbs	1 1/2" cwn	63.00	63.00
8	set	Post stop w/ bolt 1/2 12	220.00	1,760.00
				<b>14,044.00</b>
<b>Roofing</b>				
9	shfs	G.I corr #24 10'	250.00	2,250.00
9	shfs	G.I corr #24 8'	205.00	1,845.00
9	shfs	G.I corr #24 6'	185.00	1,665.00
2	shfs	G.I plain #26 10'	152.00	304.00
3	lbs	Umbrella nails	65.00	195.00
				<b>6,259.00</b>
<b>Window</b>				
1	set	Jalousy Window	3,900.00	3,900.00
<b>Painting</b>				
1	set	Paint	4,063.00	4,063.00
		<b>Material Cost</b>		<b>42,000.00</b>
		<b>Labor</b>		<b>8,000.00</b>
		<b>Total Project Cost</b>	<b>P</b>	<b>50,000.00</b>

## Project Progress Status

As of March 3, 2014:

### **Project: The Yolanda Village (Housing Resettlement Development Site)**

Number of houses to be made:	116 houses
Land:	Contributed by the City Government of Bogo
Developer:	Bogo City
Labor:	1 hectare by City Government of Bogo
Materials:	by City Government of Bogo (initial outlay: good for 10 houses)
Partner NGOs:	Sunshine Corner Ministry of Encouragement, Inc. - materials for 10 houses Society of St. Vincent de Paul – 25 houses CARETAS - materials for 30 houses
Status:	Ground Breaking and capsule <i>laying</i> were done on 7 December 2013. Two houses are about to be finished and five more to follow within a week. All ten houses will be finished in about three weeks. And all ten houses will be done within a month.

### **Project: Housing resettlement development site in Barangay Cayang, Bogo City**

Number of houses to be made:	100
Land:	1 hectare from the Martinez Family
Developer:	Bogo City
Labor:	Partly from Bogo City and from participating NGOs
Materials:	Participating NGOs
Partner NGOs:	Light of Jesus Community Couples for Christ
Status:	Ground breaking ceremony will be on February 14, 2014.

### **Project: Housing Resettlement development site in Barangay Polambato, Bogo City**

Number of Houses to be made:	200
Land:	1 hectare donated by the Fernan Family
Developer:	SM Care Foundation
Labor:	SM Care Foundation
Materials:	SM Care Foundation

### **Project: Resettlement Housing Development Site in Barangay Malingin**

Number of Houses to be made:	1000
Land:	6.5 hectares
Developer:	Bogo City
Labor:	CESAFI Commissioner Felix O. Tiukinhoy and Friends
Materials:	CESAFI Commissioner Felix O. Tiukinhoy and Friends

### **Procurement of more housing resettlement sites:**

Barangay Marangog:	2 hectares
Barangay Gairan:	1.7 hectares
Barangay Guadalupe:	1.6 hectares
Barangay Cogon:	1 hectare
Barangay Siocon:	2 hectares



**EXTENSION for  
31 HOUSES**

**YOLANDA  
VILLAGE  
----- LA PAZ -----  
UPDATE**

**LEGEND**

- Houses
- Road
- Open Space







**NEEDS HOUSE DONATION for RELOCATION SITE**

# List of Resettlement Beneficiaries

## Barangay Siocon

Bogo City, Cebu

as of 10 February 2014

RESIDENCE NO. FROM INNERMOST HOUSE	NAME OF HEAD OF THE FAMILY	AGE	ADDRESS / BARANGAY (Place of Origin prior to ST Haiyan)	CRITERIA											Priority Rank							
				HIGH RISK AREA	EXTENT		CURRENT OCCUPATIONAL STATUS					YEARS OF RESIDENCE	HOUSE & LOT OWNERSHIP									
					TOTAL	PARTIAL	PERMANENT/ REGULAR JOB	CONTRACTUAL	SELF-EMPLOYED	JOBLESS	OTHERS		OWNER (House & Lot)	House Owner		Sharer	Renter	Informal Settler				
1	Oliamot, Eden	26	Sitio Saging,Siocon			x							1		x							1
2	Escolar, Larry	42	"			x							18		x							2
3	Gelig, Ramie	30	Sitio Kolo,Siocon		x								7		x							3
4	Damayo, Elias	49	Sitio Kolo,Siocon		x								50		x							4
5	Visande, Rafael	58	Sitio Bayabas,Siocon			x							15		x							5
6	Gomez, Juvy	28	Sitio Bayabas,Siocon		x								2		x							6
7	Gomez, Johnrey	34	Sitio Bayabas,Siocon		x								34		x							7
8	Ursabia, Jovanni	35	Sitio Bayabas,Siocon		x								35		x							8
9	Ursabia, Gina	46	Sitio Bayabas,Siocon		x								2		x							9
10	Ursabia, Danilo	50	Sitio Bayabas,Siocon		x								30		x							10
11	Rivero, Melliscent	25	Sitio Bayabas,Siocon		x								14		x							11
12	Cadlawon, Jose Agent	47	Sitio Bayabas,Siocon		x								47		x							12
13	Ursabia, Lydia	58	Sitio Bayabas,Siocon		x								21		x							13
14	Rocaberte, Jenelyn	31	Sitio Bayabas,Siocon		x								8		x							14
15	Oliamot, Victoria	59	Sitio Bayabas,Siocon		x								38		x							15
16	Damayo, Crispin	54	Sitio Bayabas,Siocon		x										x							16
17	Cadlawon, Bebiana	65	Sitio Bayabas,Siocon		x								65		x							17
18	Simbajon, Susima	77	Sitio Bayabas,Siocon		x								5		x							18
19	Catana, Ruel	41	Sitio Bayabas,Siocon										42	x								19
20	Rivero, Oliver	29	Sitio Saging,Siocon		x								3		x							20
21	Rivera, Antonio	57	Sitio Saging,Siocon			x							20		x							21
22	Desuyo, Gil	37	Sitio Saging,Siocon		x								1		x							22
23	Regala, Rebecca	50	Sitio Saging,Siocon		x								50								x	23
24	Capitulo, Alexander	38	Sitio Saging,Siocon		x								28		x							24
25	Oliamot, Loida	29	Sitio Saging,Siocon		x								9		x							25
26	Rivero, Ranelio	53	Sitio Saging,Siocon		x								36								x	26
27	Gelig, Alfie	35	Sitio Saging,Siocon		x																x	27
28	Balunan, Cenin	34	Sitio Mahogany		x								34		x							28

**Barangay Gairan**
**Bogo City, Cebu**

as of 19 December 2013

RESIDENCE NO. FROM INNERMOST HOUSE	NAME OF HEAD OF THE FAMILY	AGE	CRITERIA											TOTAL # OF FAMILY MEMBERS LIVING WITH HEAD OF THE FAMILY	RELIGION	House Description	Combined Family Income				
			HIGH RISK AREA	EXTENT OF DAMAGE		CURRENT OCCUPATIONAL STATUS					YEARS OF RESIDENCE	HOUSE & LOT OWNERSHIP									
				TOTAL	PARTIAL	PERMANENT/REGULAR JOB	CONTRACTUAL	SELF-EMPLOYED	JOBLESS	OTHERS		OWNER (House & Lot)	House Owner					Sharer	Renter	Informal Settler	
1	CHRISTIAN DAVE TAN	25		X			X					7		X				2	R.C.	LIGHT MATERIALS	1,000/MO.
2	ABENIDO NAVARO	34			X		X					20		X				2	R.C.	LIGHT MATERIALS	1,000/MO.
3	JOSE RAMIL JAIME	43		X			X					19		X				2	R.C.	LIGHT MATERIALS	1,000/MO.
4	AMADO AMBI	29		X								3		X				4	R.C.	LIGHT MATERIALS	1,000/MO.
5	RENE ABENIDO	58			X		X					7		X				6	R.C.	LIGHT MATERIALS	1,000/MO.
6	ISIDRO YAUN	57		X			X					10		X				2	R.C.	LIGHT MATERIALS	2,000/MO.
7	ROBERT REUBAL	32			X		X					5		X				2	R.C.	LIGHT MATERIALS	1,000/MO.
8	JEROME ESPINOSA	25			X		X					5		X				3	R.C.	LIGHT MATERIALS	2,000/MO.
9	GINA CAHIGAS	49			X		X					13		X				4	R.C.	LIGHT MATERIALS	1,000/MO.
10	MARIO YAUN	49		X			X							X				3	R.C.	LIGHT MATERIALS	1,000/MO.
11	BENJAMIN YAUN	40			X							25		X				2	R.C.	LIGHT MATERIALS	1,000/MO.
12	EMILIO JOPIA	30		X								20		X				2	R.C.	LIGHT MATERIALS	2,000/MO.
13	FRANCISCO YAUN	59		X			X					20		X				11	R.C.	LIGHT MATERIALS	1,000/MO.
14	ALDWIN YAUN	35		X			X					10		X				5	R.C.	LIGHT MATERIALS	1,000/MO.
15	LUCIO DAGUIL	39		X			X					12		X				6	R.C.	LIGHT MATERIALS	150/DAY
16	DANILO LEQUIN JR.	37		X			X					37		X				3	R.C.	LIGHT MATERIALS	4,000/MO.
17	LUCIA F. TERO	54		X			X					54		X				2	R.C.	LIGHT MATERIALS	2,000/MO.
18	CHRITIAN DAVE F. TERO	22		X			X					22		X				2	R.C.	LIGHT MATERIALS	400/WEEK
19	FATIMA YAUN	39		X			X					10		X				2	R.C.	LIGHT MATERIALS	2,000/MO.
20	MA. ELISA PATRIARCHA	45		X			X					10		X				6	R.C.	LIGHT MATERIALS	1,200/MO.
21	HARRY MUAÑA	33		X			X					5		X				4	R.C.	LIGHT MATERIALS	1,500/MO.
22	JOCELYN MUAÑA	42		X			X					10		X				8	R.C.	LIGHT MATERIALS	2,000/MO.
23	ARSENIA AMORES	52		X			X					52		X				1	R.C.	LIGHT MATERIALS	1,600/MO.
24	BENERANDO LEQUIN	50			X	X						12		X				5	R.C.	LIGHT MATERIALS	6,000/MO.
25	JESS CHRISTIAN LEQUIN	27		X			X					1		X				1	R.C.	LIGHT MATERIALS	1,200/MO.
26	ABDUN YAUN	41		X		X						20		X				2	R.C.	SEMI-CONCRETE	150/DAY
27	JUNREL PEPITO	29		X		X						11		X				3	R.C.	LIGHT MATERIALS	6,000/MO.
28	CARLOS DEBALOCOS	41		X		X						20		X				8	R.C.	LIGHT MATERIALS	200/DAY
29	HELEN DALIGDIG	43		X			X					14		X				5	R.C.	LIGHT MATERIALS	3,000/MO.
30	JOEL MERIN	40		X			X					10		X				5	R.C.	LIGHT MATERIALS	250/DAY
31	MARK REUYAN	28		X			X					5		X				3	R.C.	LIGHT MATERIALS	200/DAY
32	ROGER MASONG	37		X			X					7		X				1	R.C.	LIGHT MATERIALS	200/DAY
33	ANITA PITOGO	62		X			X					14		X				2	R.C.	LIGHT MATERIALS	250/DAY
34	ALBERTO BALILI	67		X			X					12		X				13	R.C.	LIGHT MATERIALS	
35	PAPIAS JARAPAN	53			X		X					10		X				11	R.C.	LIGHT MATERIALS	
36	ANACLITO TUBIGON	72		X								17		X					JEHOV	LIGHT MATERIALS	
37	NILO JACDONG	54		X								12		X				3	R.C.	LIGHT MATERIALS	
38	JERRY BAÑADOS	33					X					3 MOS.		X				2	R.C.	LIGHT MATERIALS	6,000/MO.
39	ALBERT JACDONG	23		X								6		X				3	R.C.	LIGHT MATERIALS	
40	LHEA JEREZ	30		X			X					7		X				2	R.C.	LIGHT MATERIALS	1,000/MO.
41	BENHUR GOMEZ	23		X			X					1		X				2	R.C.	LIGHT MATERIALS	1,000/MO.
42	FLORIDA PEPITO	68		X			X					20		X				1	R.C.	LIGHT MATERIALS	1,000/MO.
43	DEMETRIO MONTELLANO	66		X								X	11	X				1	R.C.	LIGHT MATERIALS	1,000/MO.
44	AIREX CATADMAN	25		X			X					2		X				3	R.C.	LIGHT MATERIALS	2,000/MO.
45	DANILO PEPITO	42		X								X	8	X				7	R.C.	LIGHT MATERIALS	500/MO.

**Barangay Nailon**

Nailon Bogo City

as of 19 December 2013

RESIDENCE NO. FROM INNERMOST HOUSE	NAME OF HEAD OF THE FAMILY	AGE	ADDRESS / BARANGAY (Place of Origin prior to ST Haiyan)	CRITERIA										TOTAL # OF FAMILY MEMBERS LIVING WITH HEAD OF THE FAMILY	House Description	Combined Family Income	Priority Needs				
				HIGH RISK AREA	EXTENT OF DAMAGE		CURRENT OCCUPATIONAL STATUS					YEARS OF RESIDENCE	HOUSE & LOT OWNERSHIP								
					TOTAL	PARTIAL	PERMANENT/REGULAR JOB	CONTRACTUAL	SELF-EMPLOYED	JOBLESS	OTHERS		OWNER (House & Lot)					House Owner	Sharer	Renter	Informal Settler
1	Larry Oliamot	43	Sitio Punta Nailon		X		X					43	X				6	concrete	1,000	shelter,food,livelihood	
2	Roy Mandawe	30	Sitio Punta Nailon	X				X				30	X				3	light	1,500	shelter	
3	Antoio P. Arriesgado	83	Sitio loveslane Nailon	X				X				6	X				2	Light	1,050	shelter	
4	Gelan Lepon	25	Sitio looc Nailon		X	X						25	X				4	light	3,000	shelter	
5	Jhanel Bolambao	23	Sitio loveslane Nailon		X		X					23	X				3	light	1,500	shelter	
6	Ginalyn Bernardino	28	Sitio loveslane Nailon		X		X					2	X				3	light	1,300	shelter	
7	Eleazar Retuya	58	Sitio Punta Nailon	X			X					57	X				3	S.concrete	5,000	shelter,food,livelihood	
8	Felix A. Dilan	42	Sitio loveslane Nailon	X		X						20	X				6	light	7,200	shelter,food,livelihood	
9	Marcelito P. Bolambao	30	Sitio loveslane Nailon	X		X						30	X				5	light	2,000	shelter,livelihood	
10	Cenin G.Balunan	34	Sitio Mahugany Nailon	X								34	X				6	Light	2,000	shelter,food,livelihood	
11	Jeric Cose	36	Sitio Punta Nailon	X			X					14	X				3	light	4,000	shelter,food,livelihood	
12	Jerry Nailon	49	Sitio Punta Nailon	X			X					26	X				6	light	4,000	shelter,food,livelihood	
13	Benjamin Pelayo JR.	61	Sitio loveslane Nailon	X					X			50	X				3	light	500	shelter,livelihood,health	
14	Jonel Amoren	27	Sitio Punta Nailon	X								9	X				4	S.concrete	1,300	health needs	
15	Regidor Balunan	40	Sitio loveslane Nailon	X				X				20	X				2	light	2,000	shelter,food	
16	Ricky Olidiana	34	Sitio loveslane Nailon	X					X			2	X				2	light	4,000	health needs	
17	Raymund Pelayo	32	Sitio Tabunan Nailon	X		X						32	X				3	light	5,000	shelter,livelihood	
18	Vincent Marie Ortega	25	Sitio Punta Nailon	X			X					2	X				2	light	3,000	shelter,health	
19	Elena Balunan	54	Sitio loveslane Nailon	X					X			50	X				3	S.concrete	400	shelter,food	
20	Paulita Perez	58	Sitio Punta Nailon	X					X			23	X				1	light	500	shelter,livelihood	
21	Christopher Cataques	32	Sitio Punta Nailon		X				X			8	X				4	concrete	1,000	shelter,food,livelihood	
22	Artemio Mandaue	55	Sitio Punta Nailon	X			X					12	X				5	light	5,000		
23	Arnold Batac	40	Sitio Punta Nailon	X					X			10	X				4	light	5,000	shelter,food,livelihood,health	
24	Eduardo Clamonte	50	Sitio Punta Nailon	X			X					11		X			2	light	2,500	shelter,food,livelihood	
25	Roy Mandawe	30	Sitio Punta Nailon	X					X			30	X				2	light	1,500	shelter	
26	Antonio Arriesgado	83	Sitio loveslane Nailon	X					X			6	X				1	light	1,000	shelter,health	
27	Roletto Borla	37	Sitio Plaza Nailon	X			X					16	X				3	light	3,000	livelihood,health needs	
28	Arnel Salvacion II	22	Sitio looc Nailon	X					X			20	X				3	light	3,000	shelter,food,health	
29	Beatriz Fernan	57	Sitio looc Nailon		X				X			20	X				1	light	4,000	shelter,livelihood,health,education	
30	Abraham Dejito	43	Sitio looc Nailon		X				X			40	X				5	light	1,500	shelter,livelihood,health,education	
31	Ariel Salvacion	24	Sitio looc Nailon	X			X					20	X				3	S.concrete	6,000	shelter,food,livelihood	
32	Vinco Cenon	44	Sitio Plaza Nailon	X			X					40	X				8	light	2,000	shelter,livelihood,food	
33	Jonathan Lubon Sr.	40	Sitio Panabilan Nailon	X					X			40			X		5	light	1,500	shelter,livelihood,food	
34	Romel Umpad	45	Sitio Panabilan Nailon	X					X			6	X				6	light	1,500	food,livelihood	
35	Junrille Aballe	26	Sitio Panabilan Nailon	X			X					3	X				3	light	1,000	shelter,food,livelihood	
36	Aurilla Aballe	93	Sitio Panabilan Nailon	X					X			50	X					light	500	shelter,food,livelihood	
37	Nestor Sanchez	29	Sitio Panabilan Nailon	X					X			2	X				3	light	1,000	shelter,livelihood	
38	Ruben Fernan	43	Sitio Plaza Nailon	X			X					3	X				3	light	500	shelter,livelihood	
39	Danilo Vinco	36	Sitio Plaza Nailon	X			X					5	X				2	light	1,000	shelter,livelihood	
40	Ricardo Dela Cruz	24	Sitio Plaza Nailon	X			X					1	X				3	light	1,000	shelter,food,livelihood	
41	Rita Lepon	52	Sitio looc Nailon		X			X				4	X				1	light	1,000	shelter,livelihood	
42	Abao G. Montellano	51	Sitio looc Nailon		X				X			51	X				5	light	2,000	shelter	
43	Eustacio Loon	53	Sitio Guiwanon Nailon	X			X					20	X				1	light	3,000	shelter,livelihood,food,health	
44	Dindo Lumapas	25	Sitio Plaza Nailon	X			X					5	X				3	light	1,500	shelter,food,livelihood,education,health	
45	Gabriel Hemperoso	22	Sitio Plaza Nailon	X			X					21	X				2	light	1,300	shelter,food,livelihood,health	
46	Andres Gelig	64	Sitio Plaza Nailon	X			X					40	X				1	light	500		
47	Julito Mahilum	25	Sitio Plaza Nailon	X					X				X				2	light	1,000		
48	Antonio Lumapas	63	Sitio Plaza Nailon	X			X					10	X				1	light	500	shelter,livelihood,food,health	
49	Arminggol Bermudo	36	Sitio Panabilan Nailon	X			X					4	X				1	light	800		
50	Mario Aballe	56	Sitio Panabilan Nailon	X			X					3	X				3	light	800		
51	Jaime Vinco	46	Sitio Plaza Nailon	X			X					46	X				6	light	2,000	shelter,food,livelihood	

## CHAPTER 3

# REPAIR PROJECT

For damaged houses and damaged public infrastructure which only need repair so they can be utilized again, the ASP will bring about all available project components in a weekly basis and execute repair projects in the adopted barangays.



## Project Description

The Repair Team composed of City Government employees, carpenters, engineers, architects, volunteers from private sectors, and workforce from participating NGOs shall have weekly schedules. They will go to the communities they have identified and shall repair damaged houses therein.

## Project Components



NGOs / Private Sectors may undertake to work on or fund a particular component of the project.






## Project Progress Status

The City Government distributed 2500 GI sheets and 250 kilos of umbrella nails to 250 beneficiaries at Bogo City Sports complex last January 15, 2014. In the next coming days, a total of 18,000 GI sheets and nail-kits shall be distributed to the identified beneficiaries in the different barangays of Bogo City.



Pictures of GI Sheet and Umbrella Nails Distribution

**Sunshine Corner adopted Barangay La Paz**





## CHAPTER 4

# REVITALIZATION PROJECT

Revitalization Project aims to enhance and upgrade existing livelihood undertaking of the communities and to create novel livelihood programs. With this project, ABP envisions a full economic recovery for the affected communities.



## Project Description

With this Revitalization Program, the City shall be in consultation with the communities in resettlement sites and all indigent households in the City as to the livelihood programs viable for their respective geographical areas.

In coordination with NGOs whose thrusts are to provide livelihood projects and in coordination with the TESDA and other government agencies, the City shall establish community livelihood projects and shall develop and implement micro financing to finance these livelihood projects.

## Project Components



NGOs / Private Sectors may undertake to work on or fund a particular component of the project.



# Project Progress Status

## HOG-RAISING LIVELIHOOD PROGRAM

### Project Components



Status: **IMPLEMENTED**

The City Government of Bogo, through the ABP workgroup, distributed 200 piglets and 200 starter feeds to 100 beneficiaries at Bogo City Sports complex last January 15, 2014. In this livelihood program, the city government shall supply to the beneficiaries all the feeds and technical support necessary for the successful raising of the hogs until they will be sold and the beneficiaries will earn their respective income.

**PICTURES OF PIGLET DISTRIBUTION**



## BOGO CITY INITIATED LIVELIHOOD PROGRAMS

### DSWD

- **Candle-Making**
  - Since 2012
  - BENEFICIARIES: Person with Disability (PWD) and exclusively for the federation Officers and Members
- **“Bigasan sa Kababaihan”**
  - Since 2013
  - BENEFICIARIES: 1, 215 women from 19 barangays

### Department of Agriculture

- **Goat Dispersal**
  - Since 2013
  - BENEFICIARIES: Each barangay will receive 2 heads
    - 1<sup>st</sup> Batch – 36 heads for 18 barangays
    - 2<sup>nd</sup> Batch – 16 heads for 8 barangays
- **Piglets**
  - Since January 2014
  - BENEFICIARIES: 200 heads from 18 barangays

### Bogo LITes

#### TRAININGS (started 2010)

- Housekeeping
- Dress-Making
- Welding
- Occasional Programs (Community-base)
- Candle-Making

#### TRAINING by REQUEST

- Cell phone Repair
- Soap-Making
- Meat Processing
- Beauty Care and Wellness
- Massage
- Bonsai-Making
- Plumbing
- Masonry
- Carpentry
- Electrical Wiring & Maintenance
- Computer Literacy
- Household Servicing



CHAPTER 5

DAMAGE  
ASSESSMENT  
REPORT &  
REHAB COST  
ESTIMATES



## Initial Statistical Damage Assessment Report

**TOTAL POPULATION: 82,327**  
**TOTAL HOUSEHOLD AFFECTED:**  
**18,295**

	DAMAGED HOUSES				ESTIMATED DAMAGE
	MAJOR	MINOR	UNDAMAGED	TOTAL AFFECTED	
GAIRAN	1715	490	245	2450	39,483,399
NAILON	901	258	129	1288	23,284,995
DAKIT	408	510	101	1019	31,957,260
LA PAZ	465	372	93	930	7,448,000
POLAMBATO	624	178	90	892	2,835,000
GUADALUPE	445	256	189	890	17,264,000
CAYANG	486	309	89	884	
LIBERTAD	476	303	86	865	24,235,000
COGON	335	415	83	830	7,307,000
TAYTAYAN	488	244	82	814	5,383,300
DON PEDRO	320	400	80	800	5,183,000
BANBAN	330	210	61	601	5,145,500
MALINGIN	295	236	58	589	12,730,000
ODLOT	409	117	58	584	9,413,600
SAMBAG	357	102	51	510	6,556,000
BUNGTOD	259	165	46	470	8,820,000
ANONANG NORTE	230	183	46	459	4,703,000
ANONANG SUR	210	168	43	421	4,128,000
MARANGOG	294	84	42	420	3,469,000
BINABAG	167	209	42	418	5,075,000
PANDAN	203	130	37	370	6,120,500
STO.ROSARIO	244	70	35	349	11,529,000
SIOCON	234	67	33	334	7,180,635
LA PURISIMA	230	66	33	329	10,306,000
SAN VICENTE	144	41	20	205	1,902,400
STO.NINO	76	95	19	190	629,000
SUDLONON	75	93	19	187	1,172,000
LOURDES	42	52	11	105	2,492,000
CARBON	37	46	9	92	2,520,000
<b>TOTAL</b>				<b>18,295</b>	<b>268,272,589</b>

**CONSOLIDATED LIST OF GOVERNMENT INFRASTRUCTURES DAMAGED BY TYPHOON YOLANDA ( HAIYAN ) FOR THE CITY OF BOGO**


NUMBER	NAME OF INFRASTRUCTURE	LOCATION	ESTIMATED COST OF DAMAGE ( PECO)	REMARKS
1	BOGO CITY HALL BUILDING	BRDG. CAYANG	89,340,000.00	MOSTLY OF THESE STRUCTURES HAVE NO MORE ROOFS AND
2	BOGO CITY SPORTS COMPLEX	BRDG. TAYTAXAN	10,000,000.00	MOSTLY OF ITS COMPONENTS ARE ALSO BEING DAMAGE BY
3	BOGO CITY PUBLIC LIBRARY AND MUSEUM	BRDG. SAN VICENTE	2,500,000.00	THE SUPER TYPHOON YOLANDA
4	BOGO CITY PUBLIC PLAZA STRUCTURES & LAMPPOSTS	BRDG. SAN VICENTE	8,000,000.00	
5	BOGO CITY GOVT. MOTORPOOL	BRDG. BUNGOD	1,000,000.00	
6	BOGO CITY HALL OF JUSTICE BUILDING	BRDG. OAKIT	1,000,000.00	
7	BOGO CITY STREETLIGHTS	BOGO CITY ROAD NETWORK	15,000,000.00	ALMOST 90% ARE BEING DAMAGED AND BEING LOOTED
8	BOGO CITY ECONOMIC INFRASTRUCTURE			
8.A	BOGO MARKET BUILDINGS			
8.A.1	MARKET BUILDING A	NEW PUBLIC MARKET	2,094,000.00	THE ROOFS AND ITS FRAMING ARE BEING DEVASTATED
8.A.2	MARKET BUILDING B	NEW PUBLIC MARKET	954,800.00	TOGETHER WITH ITS COMPONENTS ELECTRICAL FIXTURES
8.A.3	WET MARKET BUILDING	NEW PUBLIC MARKET	2,848,800.00	ARE BEING DAMAGE TOO.
8.A.4	RESTAURANT SECTION ( EXTERIOR )	NEW PUBLIC MARKET	1,463,200.00	
8.A.5	BLDG. WITH VARIETY STORES (INDO)	NEW PUBLIC MARKET	1,878,750.00	
8.A.6	34 STALL BUILDING 1	NEW PUBLIC MARKET	805,500.00	
8.A.7	34 STALL BUILDING 2	NEW PUBLIC MARKET	718,200.00	
8.A.8	OTHER 1/4 GROCERY BUILDINGS	NEW PUBLIC MARKET	490,000.00	
8.A.9	BOIT BUILDING	NEW PUBLIC MARKET	75,000.00	
8.A.10	MARKET ADMINISTRATOR'S BUILDING	NEW PUBLIC MARKET	805,000.00	
8.B	BOGO BUS TERMINAL	NEW PUBLIC MARKET	4,808,028.50	90% OF ITS ROOFING ARE DAMAGED TOGETHER WITH ITS
8.B.1	BUS TERMINAL ADMINISTRATOR'S OFFICE	NEW PUBLIC MARKET	261,800.00	FRAMING
8.C	BOGO CITY SLAUGHTERHOUSE	NEW PUBLIC MARKET	795,000.00	
8.D	SAN ANTONIO SATELLITE MARKET	BRDG. BINABANG	200,000.00	
8.D.1	SAN ANTONIO LIVESTOCK BUILDING	BRDG. BINABANG	48,000.00	
8.E	POLAMBATO PORT			
8.E.1	POLAMBATO WAITING AREA	BRDG. POLAMBATO	848,800.00	TOTALLY DEVASTATED WITH NO MORE ROOFS
8.E.2	POLAMBATO PASSENGER'S COVERED WALK	BRDG. POLAMBATO	438,750.00	
8.E.3	POLAMBATO PORT ADMINISTRATOR'S OFFICE	BRDG. POLAMBATO	100,000.00	
8.F	STREETLIGHTS			
8.F.1	PERIMETER S-LIGHTS OF THE MARKET	NEW PUBLIC MARKET	800,000.00	MOSTLY OF THE PERIMETER STREETLIGHTS ARE DOWNED
8.F.2	PERIMETER S-LIGHTS OF THE BUS TERMINAL	NEW PUBLIC MARKET	480,000.00	OTHERS HAVE ONLY THE POST BEING REMAINED BUT ITS
8.F.3	PERIMETER S-LIGHTS OF THE SATELLITE MARKET	BRDG. BINABANG	240,000.00	LAMPCOVERS ARE LOST. ITS ELECTRICAL CABLES ARE BEING
8.F.4	PERIMETER S-LIGHTS OF POLAMBATO PORT	BRDG. POLAMBATO	300,000.00	LOOTED
9	BOGO CITY LICE CENTER	BRDG. LAFAY	1,300,000.00	
10	CREAA ( CITY OF BOGO SCIENCE AND ARTS ACADEMY )	BRDG. ODON	2,800,000.00	
11	CITY HEALTH CENTER ( FORMERLY BHSU - AND II )	BRDG. GAIHAN	1,200,000.00	
12	BOGO CITY PUBLIC SCHOOL BUILDINGS	ENTIRE BOGO CITY BARANGAYS	75,000,000.00	
13	BARANGAY'S INFRASTRUCTURES ( 29 BARANGAYS )			
13.A	BARANGAY HALL		21,750,000.00	
13.B	BARANGAY COVERED COURT		24,750,000.00	
13.C	BARANGAY DAY CARE CENTER		22,250,000.00	
13.D	BARANGAY HEALTH CENTERS		16,250,000.00	
14	CITY AND BARANGAY ROAD NETWORKS		25,000,000.00	
		<b>TOTAL ESTIMATED DAMAGE COST</b>	<b>₱ 311,996,814.50</b>	

PREPARED BY: **SAMRO A. LEPON**      NOTED BY: **CARLO FERNANDO G. LOGARTA**      APPROVED BY: **HON. ELESTINO E. MARTINEZ JR**  
 CE      CFO      CITY MARON


## Pictures of Yolanda Disaster – Residential Houses



## Pictures of Yolanda Disaster - Infrastructures



## Pictures of Yolanda Disaster - Infrastructures



## Pictures of Yolanda Disaster - Schools



## Program of Works for Infrastructure Repair

		Project			
		Location			
		NOI			
		Date			
Program of Works					
Qty.	Unit	Particulars	Unit Cost	Amount	
<b>windows :</b>					
1	unit	160x56 Window Glass with Accessories	35,239.00	35,239.00	
1	unit	56x56 Window Glass with Accessories	27,100.00	27,100.00	
1	unit	161x78 Window Glass with Accessories	53,364.00	53,364.00	
1	unit	160x91 Window Glass with accessories	53,364.00	53,364.00	
1	unit	161x91 Window Glass with Accessories	53,364.00	53,364.00	
1	unit	161x90 Window Glass with Accessories	53,364.00	53,364.00	
1	unit	96x56 Window Glass with Accessories	27,100.00	27,100.00	
1	unit	77x91x50 Window Glass with Accessories	24,765.00	24,765.00	
1	unit	92x75x36 Window Glass with Accessories	27,100.00	27,100.00	
1	unit	152x75x50 Window Glass with Accessories	53,364.00	53,364.00	
1	unit	77x90x36 Window Glass with Accessories	24,765.00	24,765.00	
1	unit	77x77x36 Window Glass with Accessories	24,765.00	24,765.00	
1	unit	54x90 Window Glass with Accessories	18,794.00	18,794.00	
2	pa-	375/8x46 1/8 Window Glass With Accessories	4,050.00	8,100.00	
1	unit	200x91 Steel Window Grill	40,258.00	40,258.00	
1	unit	176x91 Steel Window Grill	40,258.00	40,258.00	
2	units	128 3/4x107 1/2 Window Glass with Accessories	17,890.00	35,780.00	
1	unit	128 x 210 Window Glass with Accessories	17,890.00	17,890.00	
1	unit	122 3/4x107 1/2 Window Glass with accessories	17,890.00	17,890.00	
1	unit	128 x 210 Window Glass with Accessories	14,990.00	14,990.00	
1	unit	Replace cracked fiber glass goal back board 1800x3000m	11,500.00	11,500.00	
1	unit	Repair of Roll up Door	6,500.00	6,500.00	
1	unit	Steel Window glass w/ sealant repair & paint touch/ups	17,670.00	17,670.00	
1	unit	Labor for windows repair at ballist box room	4,200.00	4,200.00	
				<b>691,488.00</b>	
<b>DOOR:</b>					
4	units	11430 x 4 Swing Door with Aluminum Frame	11,430.00	45,720.00	
<b>TICKET BOOTH:</b>					
2	units	178 x 70 " Aluminum Framing	8,500.00	17,000.00	
1	unit	162 x 27 " aluminum Framing	2,850.00	2,850.00	
				<b>19,850.00</b>	
			Direct Cost	757,058.00	
			OCM	75,705.60	
			V&F	90,846.72	
			Profit	37,853.80	
				<b>P 961,464.12</b>	



	<b>Project</b>	: Rehabilitation of Basketball Court flooring		
	<b>Location</b>	: BAGO MULTI PURPOSE COMPLEX, Brgy. Taylayan, Bago City, Cebu		
	<b>SO#</b>	:		
	<b>Date</b>	: March 10, 2024		
<b>Program of Works</b>				
<b>Qty.</b>	<b>Unit</b>	<b>Particulars</b>	<b>Unit Cost</b>	<b>Amount</b>
<b>Material:</b>				
2170	pcs.	2x6x8 Armaswood	420.00	911,400.00
850	pcs.	2x6x8 Armaswood Framing	540.00	459,000.00
255	kg.	Polyethylene Plastic	150.00	38,250.00
12272	pcs.	4" Top Screws	2.50	30,680.00
800	mtrs.	4" Threshold	125.00	10,000.00
335	bags	Portland Cement	225.00	75,375.00
1	lot	Painting ( Polyurethane w/ design & letterings )	150,000.00	150,000.00
				<u>1,677,205.00</u>
<b>Labor Cost:</b>				
75	days	1 - Foreman	450.00	33,750.00
75	days	4 - Carpenters	350.00	105,000.00
75	days	3 - Helper ( carpenter )	225.00	50,625.00
40	days	3 - Masons	350.00	42,000.00
40	days	6 - Helper ( mason )	225.00	36,000.00
40	days	2 - Survey Crew	350.00	28,000.00
				<u>295,375.00</u>
<b>C. Equipment Rental:</b>				
60	days	2 - Grinder	300.00	36,000.00
60	days	1 - Miller Saw	500.00	30,000.00
40	days	1 - Laser level	450.00	26,000.00
40	days	1 - Concrete Mixer ( 1 Bagger )	600.00	24,000.00
				<u>116,000.00</u>
<b>Removal of Existing flooring: ( Together with existing concrete )</b>				
				<u>120,000.00</u>
			<b>Direct Cost</b>	<b>2,215,580.00</b>
			<b>DCM</b>	<b>221,558.00</b>
			<b>WT</b>	<b>265,869.60</b>
			<b>Profit</b>	<b>110,779.00</b>
			<b>P</b>	<b>2,813,786.60</b>

	<b>Project</b>	: Repair of Score Board		
	<b>Location</b>	: BOGO MULTI PURPOSE COMPLEX, Brgy. Taytayon, Bogo City, Cebu		
	<b>SCF</b>	:		
	<b>Date</b>	: March 10, 2014		
<b>Program of Works</b>				
<b>Qty.</b>	<b>Unit</b>	<b>Particulars</b>	<b>Unit Cost</b>	<b>Amount</b>
<b>Repair of 1 Unit Score Board :</b>				
		Lumpsum		P 450,000.00
			Direct Cost	450,000.00
			OCM	45,000.00
			VAT	55,000.00
			<b>P</b>	<b>550,000.00</b>
	<b>Project</b>	: Rehabilitation of Plumbing & Sewerage System , Interior & Exterior Grills		
	<b>Location</b>	: BOGO MULTI PURPOSE COMPLEX, Brgy. Taytayon, Bogo City, Cebu		
	<b>SCF</b>	:		
	<b>Date</b>	: March 10, 2014		
<b>Program of Works</b>				
<b>Rehabilitation of Sewerage System &amp; Other Plumbing Works:</b>				
<b>Plumbing Works:</b>				
1	lot	Plumbing Works ( materials & labor )		610,000.00
<b>Construction of Drain System ( Canal for Overflow)</b>				
		Lumpsum		300,000.00
<b>Repair of Interior &amp; Exterior Grills:</b>				
1	lot	Grills Repair	Lumpsum	625,000.00
			Direct Cost	625,000.00
			OCM	62,500.00
			VAT	75,000.00
			Profit	325,000.00
			<b>P</b>	<b>1,687,500.00</b>

	<b>Project</b>	: Repainting of Multi Purpose Complex		
	<b>Location</b>	: SOGO MULTI-PURPOSE COMPLEX, Brgy. Tayayan, Marikina City, Rizal		
	<b>SCF</b>	:		
	<b>Date</b>	: March 10, 2024		
<b>Program of Works</b>				
<b>Qty.</b>	<b>Unit</b>	<b>Particulars</b>	<b>Unit Cost</b>	<b>Amount</b>
<b>LEFT SIDE ELEVATION ( Interior &amp; Exterior )</b>				
<b>1.) Concrete Surface ( A= 1400 m<sup>2</sup> )</b>				
20	gals.	Latex Paint White ( Boyens ) Flat	525.00	36,750.00
140	gals.	Latex Paint White ( Boyens ) Semi Gloss	190.00	87,600.00
				<b>124,350.00</b>
<b>RIGHT SIDE ELEVATION ( Interior &amp; Exterior )</b>				
<b>1.) Concrete Surface ( A= 1400 m<sup>2</sup> )</b>				
20	gals.	Latex Paint White ( Boyens ) Flat	525.00	36,750.00
140	gals.	Latex Paint White ( Boyens ) Semi Gloss	190.00	87,600.00
				<b>124,350.00</b>
<b>FRONT ELEVATION ( Interior &amp; Exterior )</b>				
<b>1.) Concrete Surface ( A= 400 m<sup>2</sup> )</b>				
20	gals.	Latex Paint White ( Boyens ) Flat	525.00	60,500.00
40	gals.	Latex Paint White ( Boyens ) Semi Gloss	590.00	23,600.00
				<b>84,100.00</b>
<b>FRONT ELEVATION ( Interior &amp; Exterior )</b>				
<b>1.) Concrete Surface ( A= 400 m<sup>2</sup> )</b>				
20	gals.	Latex Paint White ( Boyens ) Flat	525.00	60,500.00
40	gals.	Latex Paint White ( Boyens ) Semi Gloss	590.00	23,600.00
				<b>84,100.00</b>
<b>PAINTING ACCESSORIES:</b>				
1	LOT	PAINTING ACCESSORIES	75,000.00	75,000.00
<b>SCAFFOLDING:</b>				
1	LOT	SCAFFOLDING	75,000.00	75,000.00
			<b>Direct Cost</b>	<b>404,000.00</b>
			<b>OCM</b>	<b>60,600.00</b>
			<b>MRP</b>	<b>48,878.00</b>
			<b>Profit</b>	<b>20,345.00</b>
			<b>P</b>	<b>534,763.00</b>

<b>SUMMARY COST OF ADDITIONAL WORKS:</b>	
Supply & Install Doors & Window Glass, Fiber Glass Goal Backboard, Roll up Door	<b>961,461.12</b>
Rehabilitation of Basketball Court Flooring	<b>2,811,786.60</b>
Repair of Score Board	<b>549,000.00</b>
Rehabilitation of Plumbing & Sewerage Systems, Interior & Exterior Grills	<b>793,750.00</b>
Repainting of Multi Purpose Complex	<b>516,763.00</b>
	<b>P 5,634,763.72</b>



*Leave your handprint in a smiling Barangay*



*Leave your handprint in a smiling Barangay*



*Leave your handprint in a smiling Barangay*




*Leave your handprint in a smiling Barangay.*



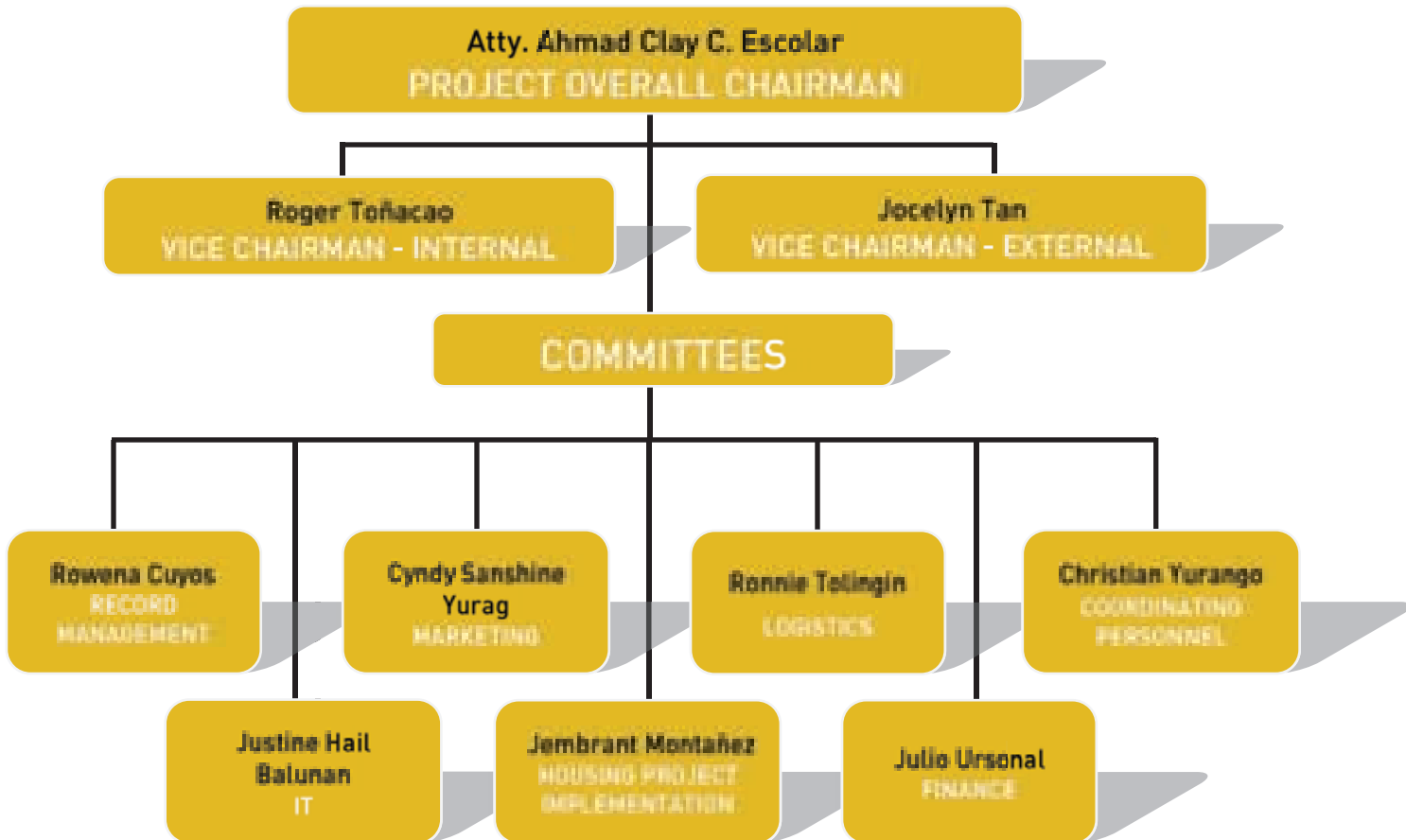
*Lead your handprint in a smiling Barangay*



	Project	: REHABILITATION OF STREET LIGHTS ( 9000 M )		
	Location	: BRGY. LAPAZ TO DAYTA YAN, BOGOD CITY, CEBU		
	SOP	: 1		
	Date	: 3/12/2014		
<b>Program of Works</b>				
<b>Qty.</b>	<b>Unit</b>	<b>Particulars</b>	<b>Unit Cost</b>	<b>Amount</b>
<b>MATERIALS:</b>				
142	sets	Lamp Post	25,000.00	3,550,000.00
140	boxes	#10 THHN/THWN Stranded Wire	4,732.00	662,480.00
15	boxes	#12 THHN/THWN Stranded Wire	2,772.00	41,580.00
70	rolls	PC Pipe SDR 11 #3/4 W/150 MTRS.	3,668.00	256,760.00
10	pcs.	Circuit Breaker 60amps. Surface type (Ro	537.00	5,370.00
20	pcs.	Circuit Breaker 30amps. Surface Type (Ro	403.00	8,060.00
10	pcs.	Entrance Cap #3/4	34.00	340.00
20	pcs.	PVC Pipe # 3/4 (Atlanta)	107.00	2,140.00
2	boxes	#8 THHN/THWN Stranded Wire	7,476.00	14,952.00
10	pcs.	Clevis	90.00	900.00
70	pcs.	PC Coupling #3/4	100.00	7,000.00
50	rolls	Electrical Tape 3M (BNC)	43.00	2,150.00
10	lbs.	GI Tie Wire #10	101.00	1,010.00
400	mtrs.	Service Drop Wire #4	49.00	19,600.00
1	LOT	Other Accessories	25,000.00	25,000.00
				4,597,342.00
<b>EXCAVATION: ( V = 9000 x 0.40 x 0.20 = 720m3</b>				
720	m3	Earth Excavation ( for embedded pipes )	350.00	252,000.00
<b>SANDFILLING: ( V = 0.20* 0.15*9000 = 270 M3)</b>				
270	M3	SAND	1,250.00	337,500.00
			Material Co	P 4,934,842.00
			Labor 20% MC	986,968.40
			Excavation	252,000.00
			<b>TOTAL DIRECT COST</b>	<b>6,173,810.40</b>
			<b>TOTAL INDIRECT COST</b>	<b>1,644,928.81</b>
			<b>TOTAL PROJECT COST</b>	<b>P 7,818,739.21</b>
<b>Prepared by:</b>			<b>Checked by:</b>	
BOY YENDER ENG'G. STAFF			ENGR. RAMIRO A. LIPON CITY ENGINEER	
<b>Noted by:</b>			<b>Approved by:</b>	
CARLO FERNANDO LOGARTA CPDD			HON. CELESTINO E. MARTINEZ, JR. CITY MAYOR	

CHAPTER 6

AD HOC  
REHABILITATION  
OFFICE



**OFFICE ADDRESS:**

Office of the Executive Assistant IV  
 c/o IT Office, New Bogo City Hall  
 Buac, Cayang, Bogo City  
 Tel No. 260-5310 to 12 local 325

## C H A P T E R 7

# HOW YOU CAN HELP

You can adopt a Barangay by undertaking to work on or fund a project component thereof. All your donations will be properly acknowledged. Your participation will leave your handprint in rebuilding Bogo City



*Leave your handprint in rebuilding Bogo City*

## **BANK DEPOSIT**

You can deposit your donations in the following bank accounts:

### **Landbank of the Philippines (LBP Bogo Branch)**

Trust Account No.: 0932-1000-88  
Account Name: City of Bogo

### **Development Bank of the Philippines (DBP Bogo Branch)**

Trust Account No.: 0915-002339-083  
Account Name: City of Bogo

## **CASH or CHECK DONATIONS**

You can send your cash or check donations to the Project Chairman Atty. Ahmad Clay Escolar at Office of the Executive Assistant. Checks should be made payable to The CITY GOVERNMENT OF BOGO.

## **DONATIONS IN-KIND**

### **Local**

You can send in-kind local donations to the Project Chairman Atty. Ahmad Clay Escolar at Office of the Executive Assistant - Cellphone No. 0917-721-5837. We could also arrange for donation pick-up

### **International**

1. Email us your letter of intent to donate to the CITY GOVERNMENT OF BOGO.
2. A letter of acceptance from CITY GOVERNMENT OF BOGO shall be sent back to the donor.
3. Immediately after shipping the goods, please send the (a) original Deed of Donation, (b) copy of packing list and (c) original Airway Bill for air shipments or Bill of Lading for sea shipments to:

### **CITY GOVERNMENT OF BOGO**

Office of the Executive Assistant  
Cayang, Bogo, Cebu Philippines 6010

**For your donations to be properly acknowledged,  
please email the bank transaction slip at**

**[info@cityofbogocebu.gov.ph](mailto:info@cityofbogocebu.gov.ph)**

**with your name, address and contact number.**

C H A P T E R 8

REPORT ON  
EDUCATION &  
HEALTH  
CLUSTER

# Education Cluster

## POST-YOLANDA DISASTER RESPONSE INTERVENTIONS INVENTORY OF DAMAGED CLASSROOMS FOR REPAIR AND REHABILITATION as of January 10, 2014

NO.	Division	District	School ID	School Name	Total Number of Classrooms before Typhoon	Total Number of Classrooms Affected by Typhoon	Number of Classrooms with Major Damage	ORGANIZATIONS PROVIDING REPAIR/ REHABILITATION SUPPORT				Total Classrooms Repair		Remaining Gaps		
								Org Name	Type of Intervention (Major or Minor Repair)	Number of Classrooms	Estimated Cost	Target Date	Major Repair	Minor Repair	Major Repair	Minor Repair
1	City of Bogo	Bogo District I	119114	ANONANG NORTE ES	15	9	3	core group	minor	1	37,000	nov.20,13	1	0	9	1
2	City of Bogo	Bogo District I	119115	ANONANG SUR ES	13	5	3	NAGA DIV.	MINOR	1	30,000	DEC. 013	0	1	5	4
3	City of Bogo	Bogo District I	119117	BINABAGES	9	8	4	Cebu City Div	minor	1	16,000	11/12/2013	0	1	8	0
4	City of Bogo	Bogo District I	119105	BCS I	29	25	2	Embassy of Is	major	15	1,200,000	11/29/1930	15	5	10	2
5	City of Bogo	Bogo District I	256501	CBSAA	6	6	3	LGU	0	6	600,000	25-Nov	0	6	0	0
6	City of Bogo	Bogo District I	119106	COMBADO ES	7	6	3	0	0	0	0	0	0	0	6	0
7	City of Bogo	Bogo District I	119108	GUADALUPE ES	15	10	7	0	0	0	0	0	0	0	7	3
8	City of Bogo	Bogo District I	119118	LA PAZ ES	18	11	5	IRD,MOOE, MandauaeCit	minor	5	49,250	nov./dec.	3	2	15	3
9	City of Bogo	Bogo District I	119124	MALINGIN ES	10	6	5	0	0	0	0	0	0	0	5	1
10	City of Bogo	Bogo District II	119116	TOTAL BOGO DISTRICT	122	108	26	0	0	29	1,902,250	0	19	15	66	14
11	City of Bogo	Bogo District II	119118	BANBAN ES	11	10	1	RO	0	0	10,000	0	0	3	10	0
12	City of Bogo	Bogo District II	119119	BUNG -AW ES	7	6	3	LGU	major	15	350,000	11/19/2013	3	3	10	2
13	City of Bogo	Bogo District II	119120	CAYANG ES	12	12	1	Project Abroad, Roary Club	minor	0	0	0	0	0	12	1
14	City of Bogo	Bogo District II	119122	DON PEDRO ES	11	8	3	Project Abroad	minor	0	0	0	0	0	0	0
15	City of Bogo	Bogo District II	119125	POLAMBATO ES	12	2	6	lapulapu city	minor	1	250,000	11/24/2013	0	1	6	1
16	City of Bogo	Bogo District II	187009	DCMSTAYAYAN I S	8	7	5	Project Abroad	minor	2	300,000	12/19/2013	2	5	0	0
17	City of Bogo	Bogo District III	119107	BCS III	28	17	8	JN Express Co. Singapor	Minor	2	Php. 17,000	1/31/214	0	2	8	6
18	City of Bogo	Bogo District III	119121	DAKIT ES	18	9	9	0	0	0	0	0	0	0	0	0
19	City of Bogo	Bogo District III	119109	LIBERTAD ES	18	5	2	0	0	2	0	0	2	0	2	0
20	City of Bogo	Bogo District III	119110	MARANGOG ES	8	8	7	0	0	0	0	0	0	0	0	0
21	City of Bogo	Bogo District III	119111	NAILON ES	18	15	10	0	0	0	0	0	0	0	0	0
22	City of Bogo	Bogo District III	119112	ODLOT ES	13	5	3	0	0	0	0	0	0	0	0	0
23	City of Bogo	Bogo District III	119113	SIOCON ES	8	7	7	0	major	5	205,000	11/23/2013	0	5	0	2
24	City of Bogo	Secondary Sch.	312431	ASTFNHS	4	4	3	1	minor repair	1	6,500	accm.	0	1	3	0
25	City of Bogo	Secondary Sch.	302930	BANBAN NHS	8	8	5	0	mijor repair	0	500,000	accm.	0	0	5	0
26	City of Bogo	Secondary Sch.	312405	BCPNHS	4	4	4	0	0	0	0	0	0	0	4	0
27	City of Bogo	Secondary Sch.	302930	BINABAG NHS	8	8	2	6	mijor repair	4	56,000	3/1/2014	2	6	0	0
28	City of Bogo	Secondary Sch.	302932	CAYANG NHS	8	4	3	1	minor repair	1	8,000	accm.	0	1	3	0
29	City of Bogo	Secondary Sch.	325001	CBSAA	8	8	3	1	minor repair	4	350,000	accm.	0	1	3	0
30	City of Bogo	Secondary Sch.	107009	DCMSTIS	1	1	0	0	minor repair	0	0	accm.	0	0	0	0
31	City of Bogo	Secondary Sch.	302933	DOINP-CMNHS	6	6	2	1	minor repair	2	51,800	accm.	2	1	0	0
32	City of Bogo	Secondary Sch.	302934	JMNHS	15	15	7	0	minor repair	0	0	0	0	0	7	0
33	City of Bogo	Secondary Sch.	302935	LA PAZ NHS	9	9	2	0	minor repair	0	0	0	0	0	2	0
34	City of Bogo	Secondary Sch.	302936	LIBERTAD NHS	10	10	7	2	minor repair	3	3,000	accm.	0	2	7	0
35	City of Bogo	Secondary Sch.	302937	ODLOT NHS	7	7	5	1	minor repair	1	3,000	accm.	0	1	5	0
				TOTAL SECONDARY	84	80	43	13		21	471,800	accm.	4	13	39	0
					405	330	228	68		76	3,496,050.00		27	52	145	25

## Summary of Health Station Damages

Health Facility		Cost of Damage
1	Don Pedro Barangay Health Station	749,996.04
2	Marangog Barangay Health Station	749,996.04
3	Nailon Barangay Health Station	749,996.04
4	City Health Office	337,776.87
5	Libertad Barangay Health Station	347,232.98
6	Banban Barangay Health Station	349,503.20
7	Sto. Rosario Barangay Health Station	457,866.17
8	Binabag Barangay Health Station	300,000.00
<b>T O T A L</b>		<b>4,042,367.34</b>



C H A P T E R 1 0

# MISCELLANEOUS

## Bogo Demographics

POPULATION as of May 1, 2010

Cogon (Pob.)	2,852	Libertad	3,694
Anonang Norte	1,390	Lourdes (Pob.)	3,694
Anonang Sur	1,346	Malingin	2,784
Banban	2,136	Marangog	1,697
Binabag	1,904	Nailon	4,896
Binabag	1,904	Odlot	2,328
Bungtod (Pob.)	1,925	Pandan (Pandan Heights)	1,425
Carbon (Pob.)	392	Polambato	3,052
Cayang	3,360	Sambag (Pob.)	1,850
Dakit	4,688	San Vicente (Pob.)	675
Don Pedro Rodriguez	3,395	Santo Niño	674
Gairan	8,721	Santo Rosario (Pob.)	914
Guadalupe	3,165	Siocon	1,285
La Paz	3,084	Taytayan	3,930
La Purisima Concepcion (Pob.)	958	Sudlonon	896
		<b>CITY OF BOGO</b>	<b>69,911</b>

### Population Census of Bogo City

Year	Pop.	±% p.a.
1990	51,083	—
1995	57,509	+2.40%
2000	63,869	+2.12%
2007	69,123	+1.14%
2010	69,911	+0.38%

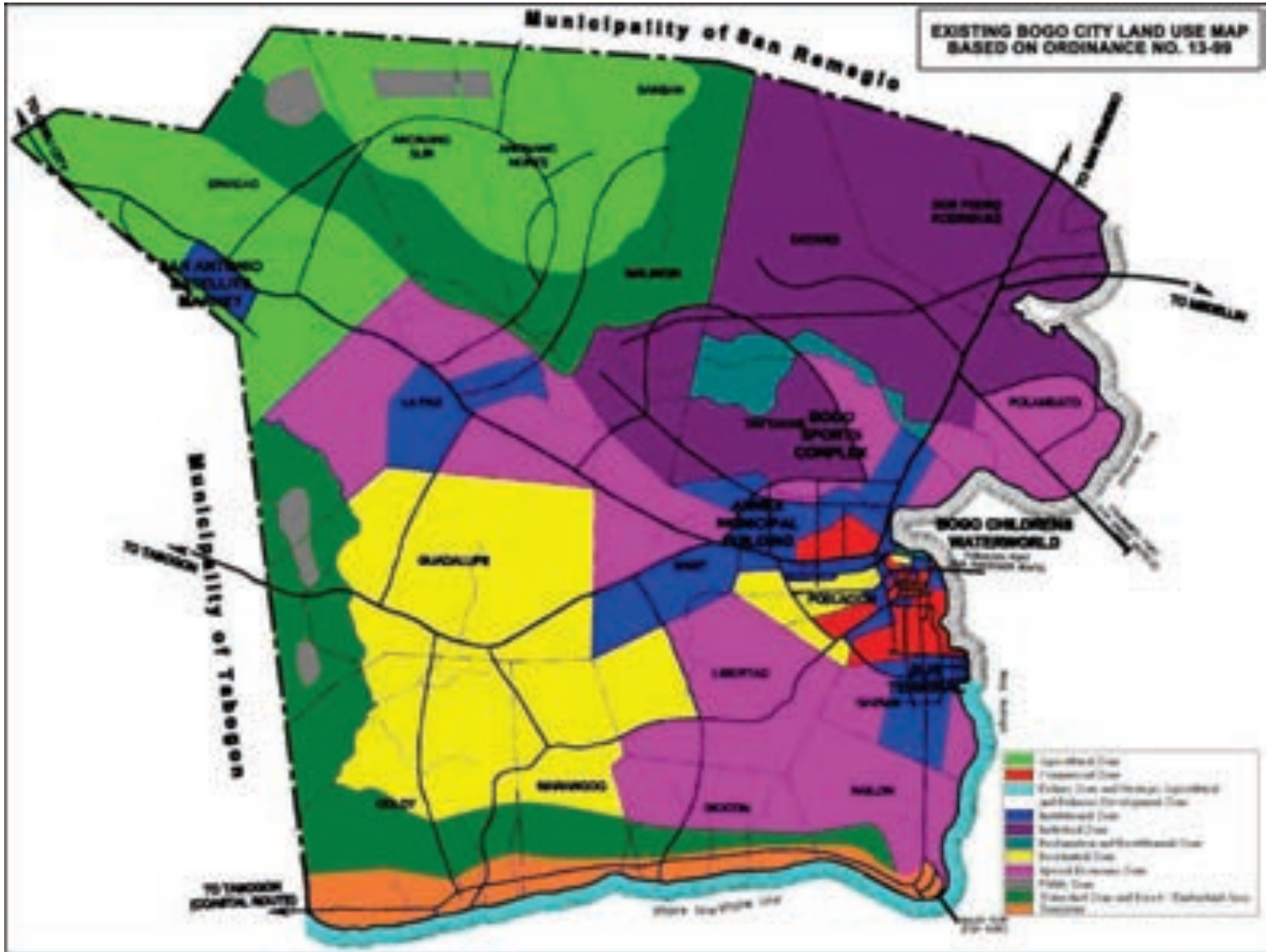
Source: National Statistics Office - "Total Population by Province, City, Municipality and Barangay: as of May 1, 2010" 2010 Census of Population and Housing. National Statistics Office. Retrieved 1 April 2013.

## Maps of Bogo





**MAP OF POBLACION**



**EXISTING BOGO LAND USE MAP**



## LOCATIONAL DIRECTORY